

中華民國109年
2020

新竹市警政統計年報

The Statistical Yearbook of Hsinchu City Police Bureau

第 16 期

Issue 16



新竹市警察局編印

中華民國110年5月出版

Hsinchu City Police Bureau
May, 2021

凡 例

1. 本年報編印之主要目的，為提供本局歷年來維護社會治安之概況，俾供公務設計、執行、考核之參考。
2. 本年報所列資料，係根據本局各業務單位編報之公務統計報表及其他有關機關資料蒐集整理彙編而成，其資料來源均於各表下方註明。
3. 本年報所列資料，以民國109年為主，並將最近10年內警政資料一併刊列，並加以摘要分析說明。
4. 本期年報計分治安、交通、保安民防、行政、戶口、人事及經費等6類，計25表。
5. 本年報各表所列「年」係指全年動態資料；「年底」係指當年12月底靜態資料；「年度」係指會計年度，為當年1月1日起至12月31日止。
6. 本年報各表所列度量衡單位，一律採用公制，以資劃一，俾便比較，其有特殊情形者，均分別予以註明。
7. 本年報資料刑事案件發生數含補報發生數，破獲數為自破+破他(含破積案)。
8. 本書所陳列數字以電腦整理計算，其尾數採四捨五入法計列，故總數與細項之和容有出入。
9. 本年報所用符號代表意義如下：
 - [...] 符號代表數字不明或尚未產生資料。
 - [0] 符號代表數字不及一單位。
 - [—] 符號代表數無字。
10. 本年報承蒙本局各單位提供有關資料，始克編成，謹致謝忱，惟疏漏之處，敬請不吝惠予指正。

Explanatory Notes

1. The purposes of compiling and publishing this yearbook are to provide an outline of the social peace maintained under our endeavors in the past years, and to serve as a reference for formulating policies and reviewing performance .
2. The data listed in this yearbook are either provided by various offices of our police bureau ,or collected from relevant authorities. The sources of data are shown under each table.
3. The figures listed in this yearbook are mainly preferred to the year of 2020 and the data from 2011 through 2020 are listed as much as possible . Moreover the summary is provided for this yearbook.
4. A total of 25 tables have been compiled in this yearbook, and the data contained are classified into 6 categories, as follows: Public Security, Transportation, Peace Preservation and Civil Defense ,Administrative Affairs , Household Registration, personnel and Budgetary Expenditures.
5. The Word(s) “Year” used in this yearbook means the whole specified year , “End of the Year” means “by the end of the December of the year” , and “Fiscal Year” means from January 1 to December 31.
6. The measure units used in this yearbook are the metric system . If conditions are special ,another unit is used and noted.
7. The offense known to the police includes the unreported offense cleared by the police, The offense cleared by the police include the offense cleared of the jurisdiction and of others’ jurisdiction.
8. This book exhibits the digit to reorganize the computation by the computer, , its mantissa picks rounds up the law to count the row, therefore the total and the thin sum contain the difference.
9. The following symbols are used throughout the publication:
 - “...” means figures are not yet available.
 - “ 0” means the figure is less than half a unit.
 - “—” means no figures.
10. If there is anything questionable, please feel free to contact us.

目 錄

新竹市警察局簡介	1
新竹市警察局各分局轄區分佈圖	5
新竹市警察局行政組織圖	6
警政統計提要分析	7
新竹市重要警政統計指標	27
統計表	38
一、治安	
表 1、新竹市刑事案件	39
表 2、新竹市刑事案件嫌疑犯人數-按年齡組別	51
表 3、新竹市檢肅毒品數量	53
表 4、新竹市防止及處理少年事件	55
表 5、新竹市查獲槍砲彈藥刀械數量	57
表 6、新竹市處理違反社會秩序維護法案件	59
表 7、新竹市查獲經濟案件	61
二、交通	
表 8、新竹市道路交通事故件數及死傷人數	69
表 9、新竹市道路交通事故肇事原因分類件數	70
表 10、新竹市道路交通事故肇事車種分類件數	71
表 11、新竹市道路交通事故肇事場所分類件數	73
表 12、新竹市道路交通事故肇事時間分類件數	75
表 13、新竹市舉發違反道路管理事件成果	77
表 14、新竹市舉發違反道路管理事件成果-按車種別	93
表 15、新竹市機動車輛分類車輛數	95
三、保安民防	
表 16、新竹市處理集會遊行案件	97
表 17、新竹市社區治安工作績效	101
四、行政	
表 18、新竹市取締攤販績效	103
五、戶口	
表 19、新竹市執行警勤區訪查工作成果統計	107
表 20、新竹市失蹤人口統計	109
表 21、新竹市里、鄰、戶數及現住人口數	111
六、人事及經費	
表 22、新竹市警察局編制員額與現有人數	112
表 23、新竹市警察局現有人數-按職等別	113
表 24、新竹市警察局歲入預、決算	115
表 25、新竹市警察局歲出預、決算	117
附錄	
警政統計重要名詞定義	119

Contents

Introduction to Hsinchu City Police Bureau	1
Jurisdictions Diagram of the police Precincts in Hsinchu City	5
Organization Chart of Hsinchu City Police Bureau.....	6
Summary of Police Administration Statistical Analysis	7
Statistical Indicators of Police Administration in Hsinchu City	27
Statistical Tables	38
I. Public Security	
1、Criminal Cases in Hsinchu City	39
2、Offenders by Age in Hsinchu City	51
3、The Quantities of Drugs in Hsinchu City.....	53
4、Preventing and Treatment Juvenile Delinquency in Hsinchu City	55
5、Illegal Guns, Pistols, Ammunition and Knives Captured in Hsinchu City	57
6、Violation of the Law for Maintaining Public Order in Hsinchu City.....	59
7、Discovered Economic Frauds in Hsinchu City	61
II. Transportation	
8、Cases of Traffic Accidents and Casualties in Hsinchu City	69
9、Causes of Traffic Accidents in Hsinchu City	70
10、Related Vehicles of Traffic Accidents in Hsinchu City	71
11、Traffic Accidents by Highway Type and Road Type in Hsinchu City	73
12、Traffic Accidents by Happened Time in Hsinchu City.....	75
13、Statistics of the Reported Incidents of Traffic Violations in Hsinchu City	77
14、Statistics of the Reported Incidents of Traffic Violations by vehicles in Hsinchu City .	93
15、Number of Registered Motor Vehicles in Hsinchu City.....	95
III. Peace Preservation and Civil Defense	
16、Number of Assembly and Parade Patrolled in Hsinchu City	97
17、Community Security Performance in Hsinchu City.....	101
IV. Administrative Affairs	
18、Records of Banned Unlicensed Street Peddlers in Hsinchu City.....	103
V. Household Registration	
19、Household Registration Cases Statistics in Hsinchu City.....	105
20、Missing Population in Hsinchu City	109
21、Number of Village, Neighborhood, Households and Population.....	111
VI. Personnel and Budgetary Expenditures	
22、The Personnel Management and Actual Number of Personnel of Hsinchu City Police Bureau	112
23、Actual Number of Personnel of Hsinchu City Police Bureau by Official Grades	113
24、Budget and Settled Account of Revenues of Hsinchu City Police Bureau	115
25、Budget and Settled Account of Expenditures of Hsinchu City Police Bureau	117
Appendix	
The Definition of Important Police Administration Statistical Terms.....	119

新竹市警察局簡介

一、本局沿革

71年 7月 1日:新竹市政府升格改制省轄市，新竹縣、新竹市警察局合署辦公。

78年12月10日:本局旋至78年7月始奉台灣省政府准自78年12月10日正式成立。

79年 3月 2日:第一、第三分局成立。

79年 7月 1日:第二分局成立。

79年11月 1日:新竹市下設東、北、香山等三區公所，正式分區治事。

81年 7月 1日:配合戶警分立，原屬戶政事務所改隸新竹市政府。

87年 7月11日:原屬本局消防隊為應消防業務激增與重視，分隸另成立消防局。

89年 1月 1日:市府成立交通局，原屬交通隊交通號誌維修、交控中心、道安會報及停車管理業務等移交市府交通局辦理。

89年 7月 1日:增設公關室及少年隊。

91年 1月31日:安檢課改編為陸務課。

92年 3月15日:船舶動員編管整備等業務，移由交通部、農委會接管。

94年 7月 1日:增設婦幼警察隊、鑑識課；刑警隊改為刑事警察大隊。

96年 1月 2日:陸務課裁撤，業務移撥內政部移民署。

103年1月 1日:一級單位除會計室、人事室、勤務指揮中心及民防管制中心外，餘均改為「科」，另增設政風室及法制科。
戶口課改制防治科，納入民防組訓業務。
保安民防課更名保安科，民防組訓業務移至防治科，防護業務移至民防管制中心。

Introduction to Hsinchu City Police Bureau

I. Development

- July 1st 1982: Hsinchu City was officially upgraded to a provincially-governed city government. Then, Hsinchu city police bureau was combined from the Hsinchu county police bureau and turned independent.
- Dec. 10th 1989: Approved in July of 1989 by Taiwan provincial government that Hsinchu City Police Bureau be officially established on Dec.10th of 1989.
- March 2nd 1990: The first and third precincts under Hsinchu City Police Bureau were formed.
- July 1st 1990: Its Second Precinct was set up.
- Nov. 1st 1990: Under Hsinchu City government, three precincts were established: Zhudong, Zhubei and Hsiang-shan.
- July 1st 1992: Under the call of separating policing and household registration affairs by the government, the household registration management was re-assigned to under the supervision of the Hsinchu City government.
- July 11th 1998: The fire brigade under the Bureau was separated and established as Hsinchu City Fire Bureau to take care of the increasing firefighting efforts and show its commitment to firefighting safety.
- Jan.1st 2000: Hsinchu city government set up its Department of Transportation to attend to the needs related to traffic signs maintenance, traffic control center, road safety meetings and parking management that were originally managed by the Transportation Brigade of Hsinchu City Police Bureau.
- July 1st 2000: Public Relations Office and Juvenile Delinquency Prevention Brigade were added to Hsinchu City Police Bureau.
- Jan. 31st 2002: Security Inspection Section was re-deployed and renamed as Land Affairs Section.
- March 15th 2003: Sea vessel mobilization related affairs were transferred to and taken over by the Ministry of Transportation and Communications and the Council of Agriculture.
- July 1st 2005: Women and Children Protection Brigade and Forensic Science Section added to the Hsinchu City Police Bureau. Its Criminal Investigation Brigade was enlarged and renamed as Criminal Investigation Corps.
- Jan. 2nd 2007: Land affairs Section was removed while its business was assigned to under the management of National Immigration Agency.
- Jan 1st 2014: First level units in addition to the Accounting Office, Personnel Office, Command and Control Center and Civil Defense Operations Center, was renamed as 「 Section 」 ,and Civil Service Ethics Office and Legal Affairs Section was added to the Police Bureau .
Census Division was renamed as Prevention and Control Section, and was added civil defense group training business.
Peace Preservation and Civil Defense Division was renamed as Public Order Section,

and civil defense group training business were transferred to Prevention and Control Section, Civil protection business were transferred to Civil Defense Operations Center.

二、新竹市警察局歷任正副首長

表一、新竹市警察局歷任正副首長

歷任局長姓名及到職日			歷任副局長姓名及到職日		
姓名	到職日		姓名	到職日	
	年	月		年	月
吳長寬	78	12	古德先	79	1
蕭季慧	82	1	王隆	79	2
劉闊	84	4	洪春木	79	2
王隆	85	7	黃泮池	80	9
陳連禎	88	11	王來發	81	1
鄭新民	90	7	衛悌悝	82	6
邱豐光	96	2	王賢基	82	9
李金田	97	12	謝永敏	84	9
張永仰	99	12	戴錦華	84	9
陳耀南	104	1	江建虎	86	2
鄧學鑫	108	3	潘宏華	86	2
李安淳	109	9	陳順騰	87	4
			田建台	87	4
			李永癸	90	8
			呂英敏	91	5
			丁志元	92	6
			許永生	92	6
			陳火炎	93	8
			王毓綱	95	6
			湯清泉	96	4
			孫文超	97	7
			王文伸	97	12
			張弘文	97	12
			楊台興	99	12
			侯木川	99	12
			張清春	101	12
			李謀旺	101	12
			連金河	103	9
			張明和	103	9
			陳錦文	104	7
			陳保安	104	7
			葉志誠	105	8
			李建廣	105	8
			黃秀法	107	2
			馬新民	107	2
			張厚齊	107	7
			陳進吉	107	7
			陳昭甫	108	7
			沈明義	109	7
			潘朝智	109	9
			傅孟煒	110	2

II. Name list of Commissioners and Deputy Commissioners of various terms

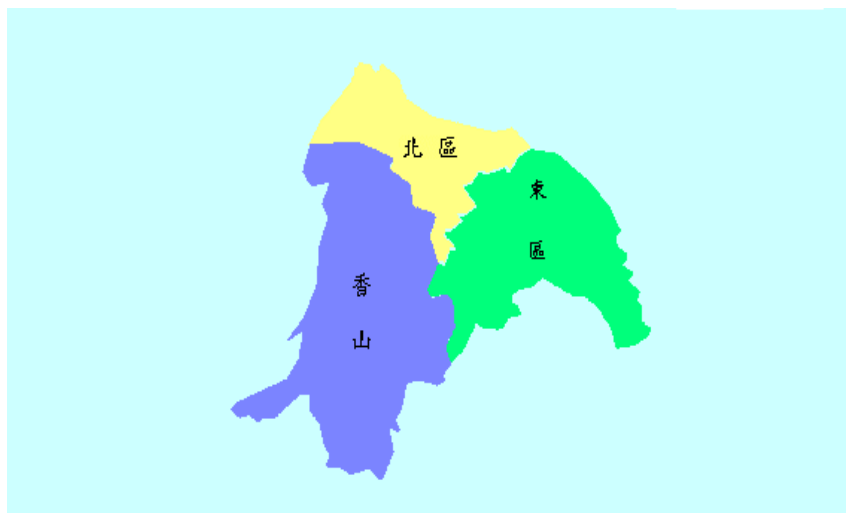
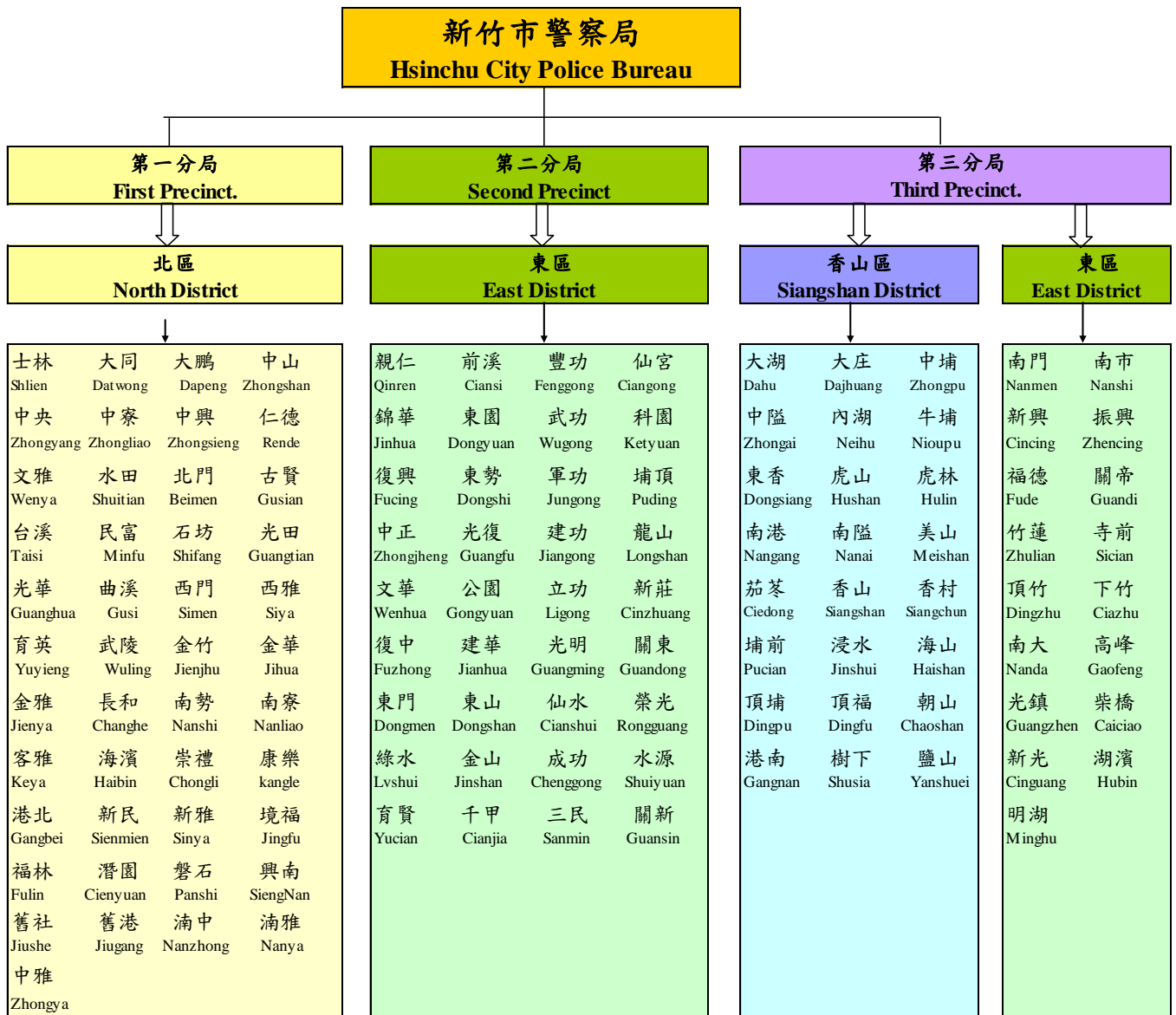
Table 1: Name List of Commissioners and Deputy Commissioners in succession of Hsinchu City Police Bureau

Names of Commissioner in succession and their reporting dates			Names of Deputy Commissioner in succession and their reporting dates		
Names	Reporting Date		Names	Reporting Date	
	Year	Month		Year	Month
WU, CHANG-KUAN	1989	Dec	KU, TE-HSIEN	1990	Jan
HSIAO, CHI-HUI	1993	Jan	WANG, LUNG	1990	Feb
LIU, KUO	1995	Apr	HUNG, CHUN-MU	1990	Feb
WANG, LUNG	1996	Jul	HUANG, PAN-CHIH	1991	Sep
CHEN, LIEN-CHENG	1999	Nov	WANG, LAI-FA	1992	Jan
CHENG, HSIN-MIN	2001	Jul	WEI, TI-KUN	1993	Jun
CHIU, FENG-KUANG	2007	Feb	WANG, HSIEN-CHI	1993	Sep
LEE, CHIN-TIEN	2008	Dec	HSIEH, YUNG-MIN	1995	Sep
CHANG, YUNG-YANG	2010	Dec	TAI, CHIN-HUA	1995	Sep
CHEN, YAO-NAN	2015	Jan	CHIANG, CHIEN-HU	1997	Feb
TENG, HSUEH-HSIN	2019	Mar.	PAN, HUNG-HUA	1997	Feb
LIAN-CHUN	2020	Sep	CHEN, SHUN-TENG	1998	Apr
			TIEN, CHIEN-TAI	1998	Apr
			LEE, YUNG-KUEI	2001	Aug
			LU, YING-MIN	2002	May
			TING, CHIH-YUAN	2003	Jun
			HSU, YUNG-SHENG	2003	Jun
			CHEN, HUO-YEN	2004	Aug
			WANG, YU-KANG	2006	Jun
			TANG, CHING-CHUAN	2007	Apr
			SUN, WEN-CHAO	2008	Jul
			WANG, WEN-SHEN	2008	Dec
			CHANG, HUNG-WEN	2008	Dec
			YANG, TAI-SHING	2010	Dec
			HOU, MU-CHUAN	2010	Dec
			JHANG, CING-CHUN	2012	Dec
			LI, MOU-WANG	2012	Dec
			LYING, JIYING-HE	2014	Sep
			JHANG, MYING-HE	2014	Sep
			CHEN, JIN-WEN	2015	Jul
			CHEN, BAO-AN	2015	Jul
			YE, ZHI-CHENG	2016	Aug
			LI, JIAN-GUANG	2016	Aug
			HUANG, SIOU-FA	2018	Feb
			MA, SIN-MIN	2018	Feb
			CHANG, HOU-CHI	2018	July
			CHEN, CHIN-CHI	2018	July
			CHEN, JAU-FU	2019	July
			SHEN, MING-YI	2020	July
			PAN, CHAO-ZHI	2020	Sep
			FU, MENG-WEI	2021	Feb

Data source: Personnel Office of Hsinchu City Police Bureau.

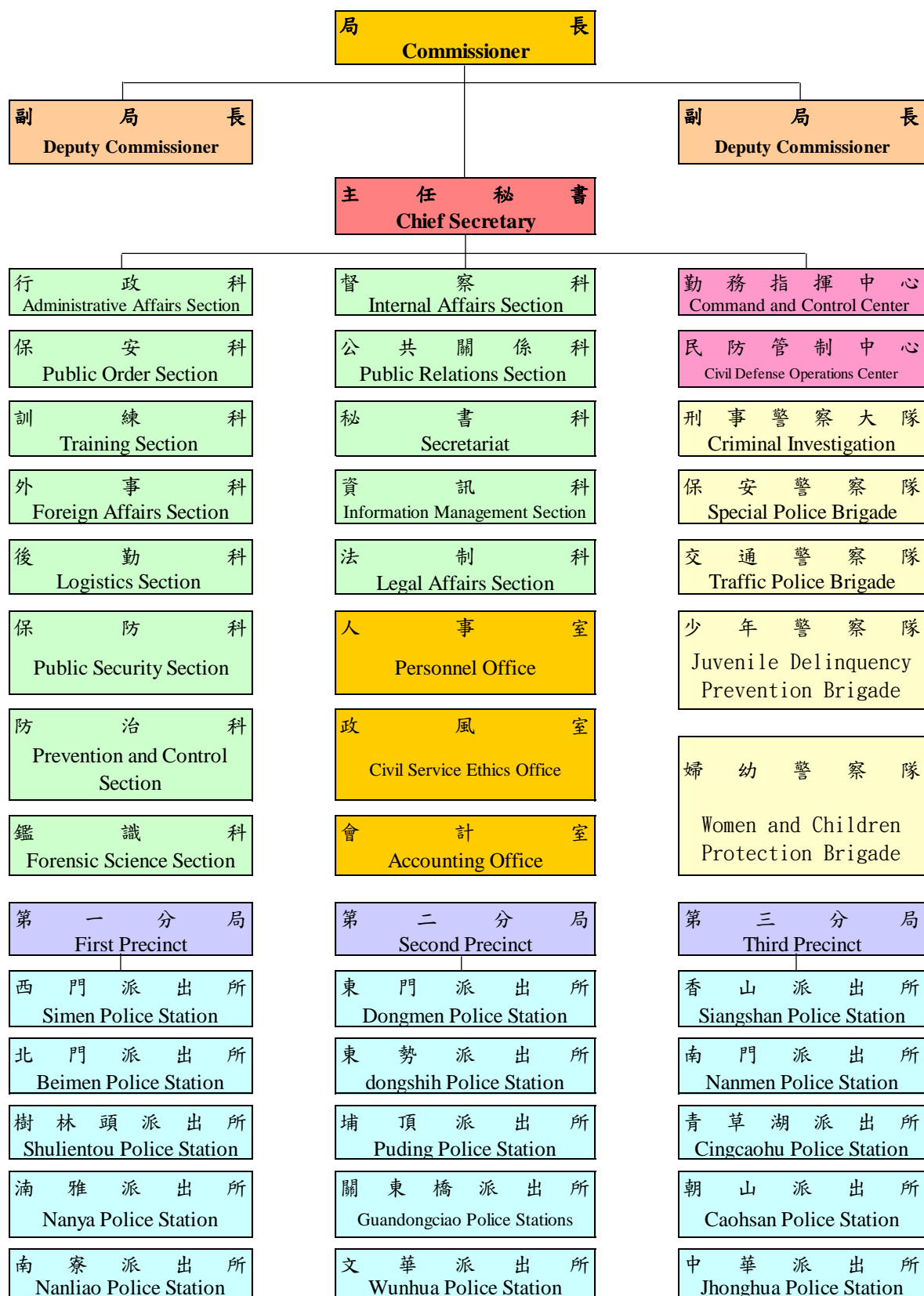
新竹市警察局各分局轄區分布圖

Jurisdictions Diagram of the Police Precincts in Hsinchu City



新竹市警察局行政組織圖

Organization Chart of Hsinchu City Police Bureau



資料來源:新竹市警察局人事室。
Source:Personnel Office of Hsinchu City Police Bureau.

警政統計提要分析

一、治安

1. 刑事案件發生數與破獲數

民國109年本局受(處)理刑事案件發生數4,105件，較上年4,373件減少268件，減少率6.13%，其中減少最多前3項為毒品減少131件(-22.59%)、機車竊盜減少77件(-32.08%)及賭博減少70件(-71.43%)。

刑案破獲數4,143件，破獲率為100.93%，較上年破獲率103.38%下降2.45個百分點；緝獲嫌疑犯4,714人，較上年4,961人減少247人，減少率4.98%。(詳表1及第28頁統計指標)

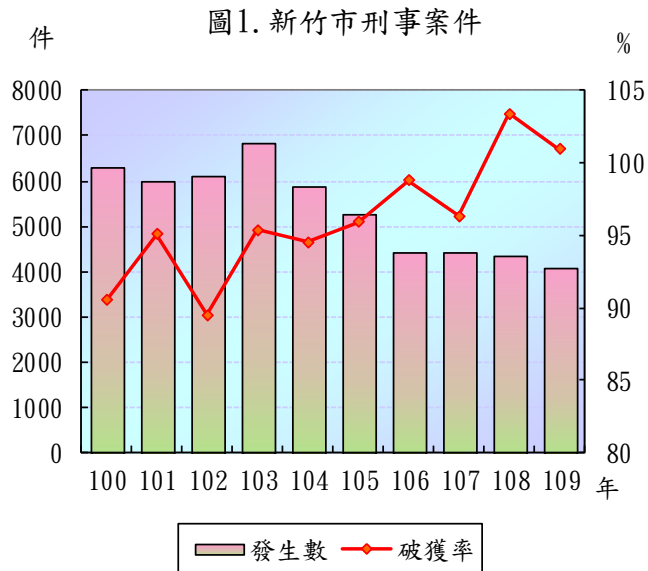
表1. 新竹市全般刑案發生數與破獲率之變動

		單位:件,%														
		總計	竊盜				暴力犯罪	詐欺背信	毒品	駕駛過失	一般傷害	賭博	公共危險	其他案件		
			重大竊盜	普通竊盜	汽車竊盜	機車竊盜										
發生數	108年	4,373	812	-	545	27	240	9	372	580	220	282	98	1,003	997	
	109年	4,105	743	-	550	30	163	10	338	449	202	310	28	949	1,076	
	較上年增減數	-268	-69	-	5	3	-77	1	-34	-131	-18	28	-70	-54	79	
	增減率(%)	-6.13	-8.50	-	0.92	11.11	-32.08	11.11	-9.14	-22.59	-8.18	9.93	-71.43	-5.38	7.92	
破獲率	108年	103.38	104.06	-	98.53	114.81	115.42	100.00	129.57	112.41	100.00	99.29	104.08	100.50	92.58	
	109年	100.93	101.35	-	98.36	76.67	115.95	100.00	105.33	124.28	100.00	99.68	75.00	100.95	90.71	
	較上年增減百分點	-2.45	-2.71	-	-0.17	-38.14	0.53	-	-24.24	11.87	-	0.39	-29.08	0.45	-1.87	

資料來源:內政部警政署。

以近10年刑事案件觀察(詳第27頁統計指標)，除了102年及103年外，發生數呈現逐年遞減現象。其中103年發生數6,826件最高，至109年4,105件最低，兩者減少2,721件，減幅達39.86%，主要係竊盜案件逐年減少所致，而102年及103年發生數增加，主要為102年以詐欺、竊盜及毒品增加所致，103年則係因公共危險增加所致。

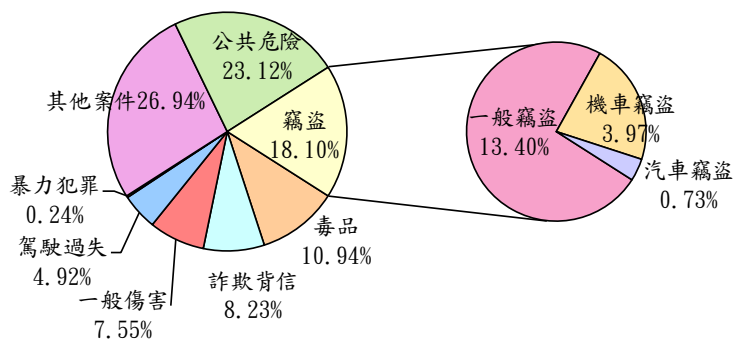
近十年破獲率呈現不規則向上趨勢攀升，其中以102年破獲率89.54%最低，108年破獲率103.38%最高。



2. 刑事案件發生比率

民國109年各類刑案中以公共危險罪最多，共受理949件，占刑案總數23.12%，其次為竊盜案743件，占18.10%（其中一般竊盜占刑案總數13.40%、機車竊盜占3.97%、汽車竊盜占0.73%），再其次依序為違反毒品危害防制條例449件占10.94%、詐欺背信338件占8.23%、一般傷害310件占7.55%及駕駛過失202件占4.92%；另影響治安嚴重觀感的暴力犯罪為10件，占0.24%。

圖2. 新竹市刑事案件發生比率
民國109年



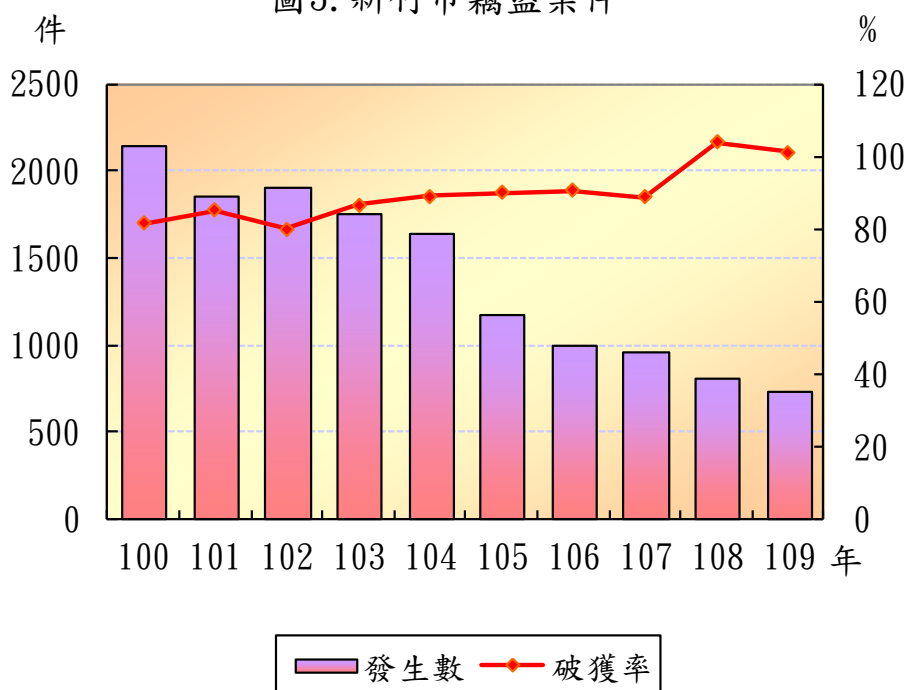
3.竊盜案件

歷年刑事案件大多以竊盜案發生比率最高，但其所占比率已呈現下降趨勢，觀察100年所占比率為34.13%，至109年已下降為18.10%，大幅減少16.03個百分點。竊盜案件109年發生數為743件，較上年812件減少69件，減8.50%；竊盜破獲率101.35%，較上年104.06%減少2.71個百分點；緝獲竊盜嫌疑犯581人，較上年538人增加7.99%。

機車竊盜109年發生163件，破獲189件，破獲率115.95%；汽車竊盜發生30件，破獲23件，破獲率76.67%；與上年比較，機車竊盜發生數較上年240件減少77件，減32.08%，破獲率較上年115.42%減少0.53個百分點；汽車竊盜發生數較上年27件增加3件，增11.11%，破獲率較上年114.81%減少38.14個百分點。

近十年竊盜案觀察，發生數最高在100年2,147件，最低為109年743件，兩者減少幅度達65.39%之多，期間除了102年發生數略升外，竊盜案呈逐年下降趨勢，主要係因落實執行各項肅竊偵防措施所致。109年竊盜案之減少，主要為機車竊盜減少77件，減少最多所影響。破獲率以102年80.11%最低，108年破獲率104.06%為最高。

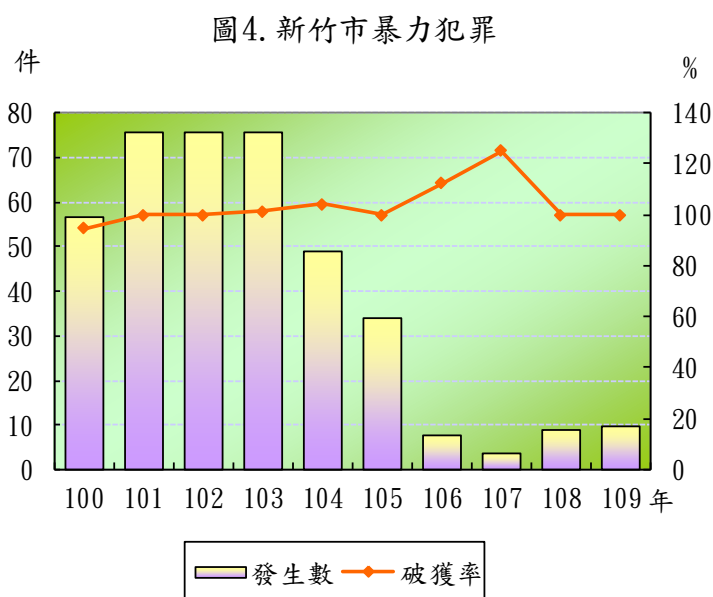
圖3. 新竹市竊盜案件



4. 暴力犯罪案件

暴力犯罪自89年1月起修正為包括強盜、搶奪、擄人勒贖、故意殺人、重大恐嚇取財、強制性交、重傷害等七項，106年1月起強制性交修正為不含對幼性交。民國109年本市暴力犯罪發生共10件，較上年9件增加1件，增幅11.11%，其中以故意殺人4件占40.00%最多，其次為強盜3件、搶奪2件及強制性交1件；暴力犯罪破獲率為100.00%，較上年無增減；緝獲嫌疑人犯數19人，較上年9人增加10人，增加率111.11%。

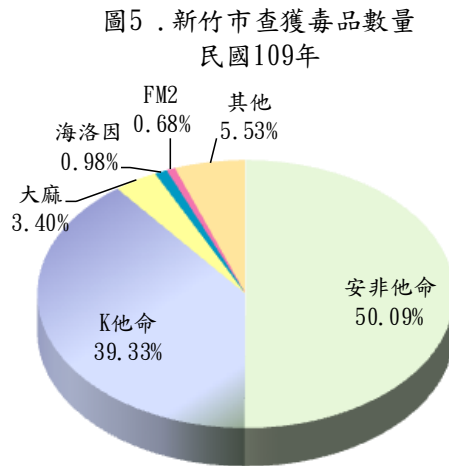
以100年至109年歷年觀察，近年暴力犯罪呈下降趨勢，以104年減少27件，減少最多；破獲率以100年94.74%最低，107年125.00%最高，近9年破獲率均維持在100%以上。



5. 查獲毒品

民國109年查獲毒品558件，其中第一級毒品112件，占20.07%、第二級毒品419件，占75.09%最多、第三級毒品26件，占4.66%；查獲毒品嫌疑犯718人，其中以第二級毒品550人最多，占76.60%，第一級毒品136人，占18.94%，第三級毒品30人，占4.18%。

毒品查獲數量14,960.17公克，其中安非他命7,494.14公克最多占50.09%，其次為K他命5,883.15公克占39.33%，大麻508.57公克占3.40%為第3多。

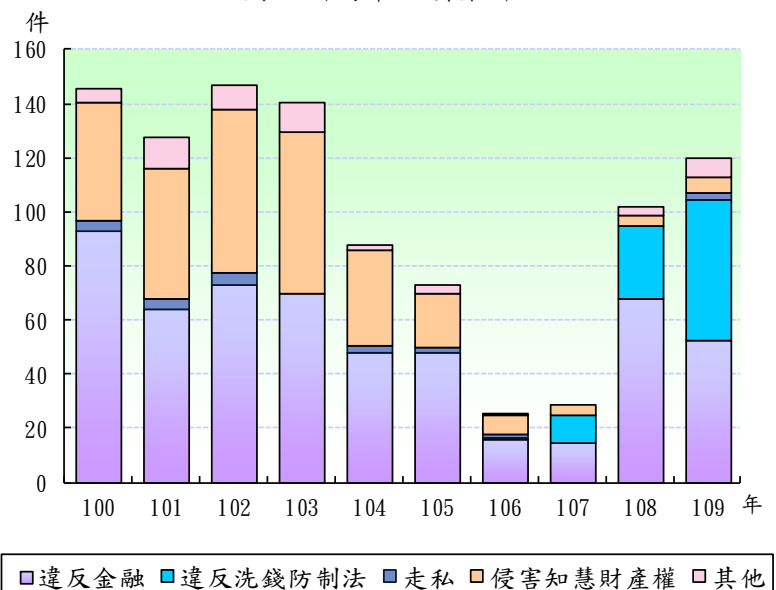


6. 經濟案件

民國109年查獲經濟案件120件，較上年102件增加18件，增17.65%，其中以違反金融53件占44.17%居首，違反洗錢防制法52件占43.33%次之，侵害智慧財產權有6件占5%，與上年比較，違反金融件數減少15件，減22.06%，違反洗錢防制法增加25件，增92.59%，侵害智慧財產權增加2件，增50%；查獲經濟案件金額為13億9,777萬7千元。

以100年至109年歷年經濟案件觀察，件數最多為102年147件，最少為106年26件，其中103年至106年查獲經濟案件持續減少，以104年減少53件，減少最多。

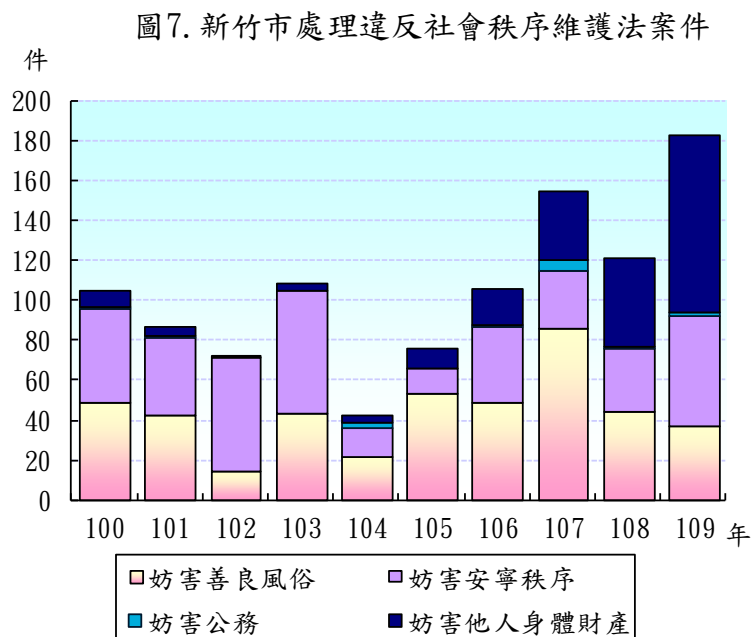
圖6. 新竹市經濟案件



7. 處理違反社會秩序維護法案件

民國109年處理違反社會秩序維護法共183件，較上年122件增加61件，增50%；其中以妨害他人身體財產89件占48.63%最多，其次為妨害安寧秩序56件占30.60%，妨害善良風俗37件占20.22%；查處人數220人，較上年165人增加55人，增33.33%。

以100年至109年近10年觀察，104年查處43件，件數最少，109年183件最多，近年妨害他人身體財產有逐年遞增趨勢。



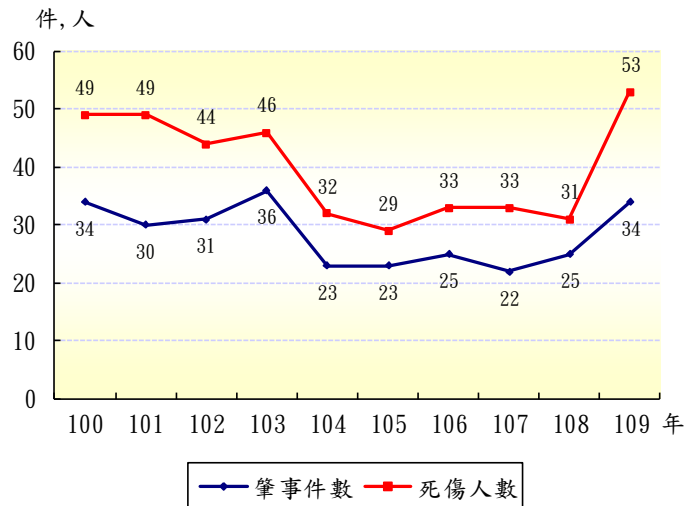
二、交通

1. 道路交通事故(A1類+A2類)

民國109年本市道路交通事故肇事件數A1類34件，較上年25件增加9件，增36.00%，死亡34人，較上年增加9人，增36.00%，受傷19人，較上年增加13人；A2類肇事9,305件，較上年8,659件增加646件，增7.46%，受傷12,385人，較上年11,623人增加762人，增6.56%；A1類加A2類肇事合計9,339件，平均每天發生25.59件，較上年23.79件增加1.8件。

以100年至109年A1類交通事故觀察，103年肇事件數36件最多，104年及105年23件最少，近十年平均肇事件數為28.3件，在104年至108年間，件數明顯較少。

圖8. 新竹市A1類道路交通事故



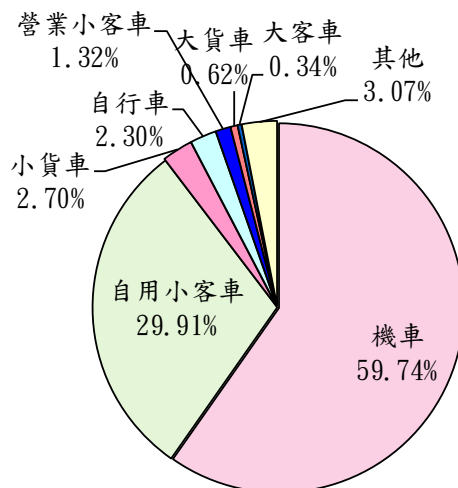
2. 道路交通事故原因(A1類+A2類)

民國109年本市道路交通事故肇事原因以駕駛人過失9,104件占97.48%最多，其次行人或乘客過失165件占1.77%。

3. 道路交通事故肇事車種(A1類+A2類)

民國109年本市道路交通事故肇事車種以機車5,579件占59.74%最多，其次為自用小客車2,793件占29.91%及小貨車252件占2.70%。

圖9. 新竹市A1+A2類道路交通事故肇事車種
民國109年

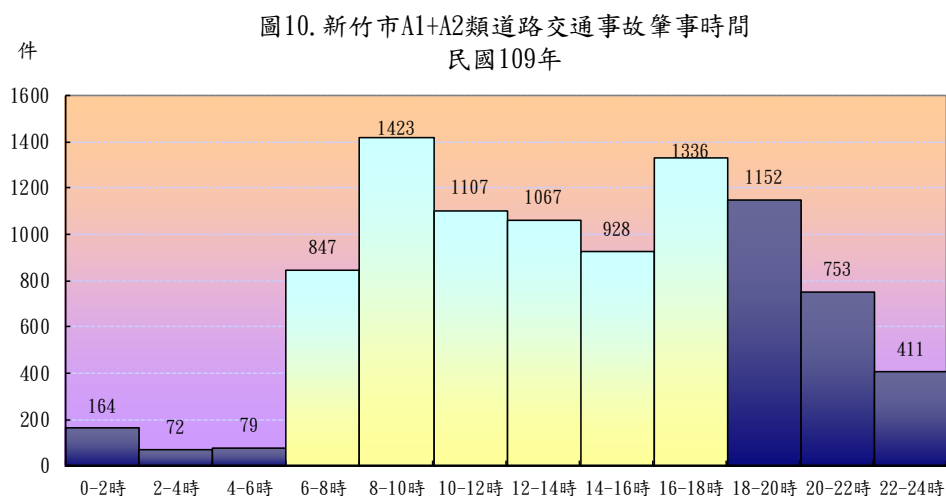


4. 道路交通事故道路型態(A1類+A2類)

民國109年本市道路交通事故肇事道路型態以交叉路5,783件占61.92%最多，其次為直路3,214件占34.41%、彎曲路及附近166件占1.78%。

5. 道路交通事故肇事時間(A1類+A2類)

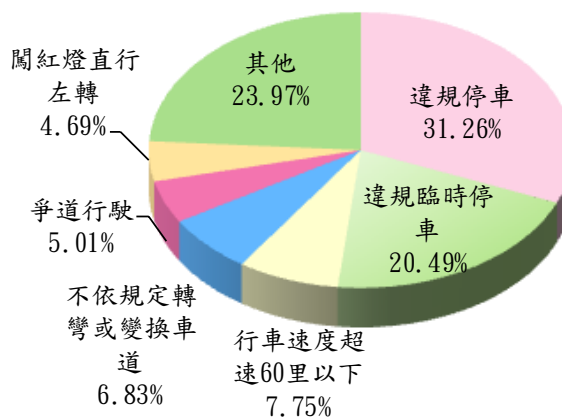
民國109年本市道路交通事故肇事時間以8-10時1,423件，占15.24%最多，其次為16-18時1,336件占14.31%，再其次為18-20時1,152件占12.34%。



6. 舉發違反道路管理事件成果

民國109年共舉發違反道路交通28萬2,192件，較去年21萬5,331件增加66,861件，增幅31.05%，其中移公路監理機關處理28萬818件，警察機關處理1,374件；舉發件數以違規停車88,209件占31.26%為最多，其次為違規臨時停車57,811件占20.49%、行車速度超速60里以下21,865件占7.75%、不依規定轉彎或變換車道19,287

圖11. 新竹市舉發違反道路管理事件成果
民國109年



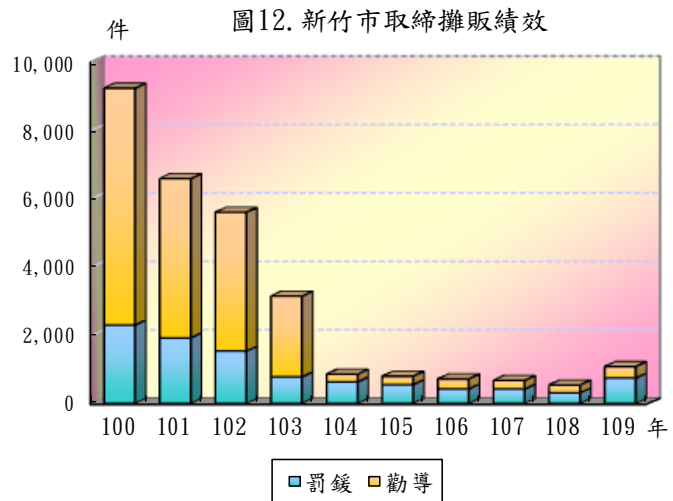
件占6.83%及爭道行駛14,140件占5.01%。

三、保安民防

民國109年本市集會遊行共29件，較上年82件減少53件，減64.63%，其中申請核准19件占65.52%，未申請7件占24.14%，申請集會遊行時間平均每次5小時14分，實際集會遊行時間平均每次3小時52分。

四、行政業務

民國109年取締攤販1,081件，較上年542件增加539件，增幅99.45%，其中以罰鍰747件最多，占69.10%，勸導334件，占30.90%。觀察自101年至108年呈逐年遞減情形，主要為配合政策所影響。



五、警勤區訪查

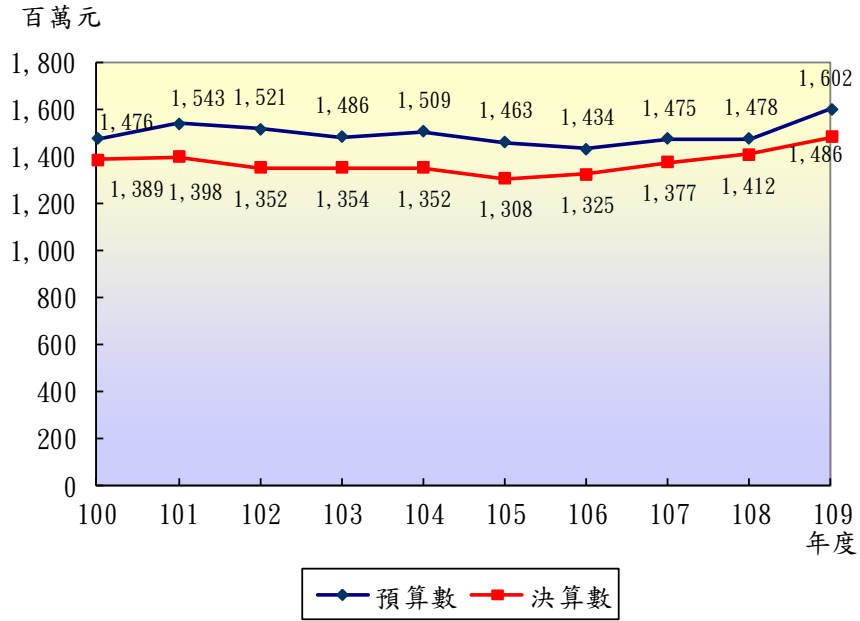
民國109年執行警勤區訪查，有治安顧慮人口查訪11,254次，記事人口查訪2,645次，集合式住宅訪查90件，一般人口訪查戶19,820次，諮詢對象聯繫拜訪戶22,065次，無設籍治安顧慮人口及記事人口47人，治安重點處(場)所3,611處。

六、人事及經費

民國109年本局編制員額1,111人，年底現有人數1,028人，相較去年底增加6人，增0.59%，其中警察人員968人占94.16%，一般行政人員60人占5.84%。駕駛技工工友28人，約聘僱5人，臨時人員10人。

本局民國109年度預算數為16億232萬4千元，決算數14億8,638萬2千元，執行率92.76%，其中人事費占總決算82.04%，經常業務費占11.10%，獎補助費占0.43%，資本支出占6.43%；與108年度決算數14億1,236萬9千元相較增加5.24%。

圖14. 新竹市警察局歲出預、決算數



Summary of Police Administration Statistical Analysis

I. Public Security

1. Number of Criminal Offenses and Offenses Cleared

In 2020, the Hsinchu City Police Bureau handled a total of 4,105 criminal offenses, a reduction by 268 cases or 6.13% from 4,373 offenses in 2019. Of which, Drugs decreased the most by 131 cases(-22.59%), Motorcycle theft dropped the second by 77 cases(-32.08%), the third was Gambling dropped by 70 cases(-71.43%).(Table 1 and page 28 Statistical Indicators of Police Administration)

4,143 criminal offenses were cleared at a rate of 100.93%, a drop of 2.45 percentage points from 103.38% recorded in 2019. 4,714 offenders were rounded up, which was a drop of 247 headcounts or 4.98% from 4,961 offenders arrested in 2019.

Table1.The variation of Criminal Cases in Hsinchu City

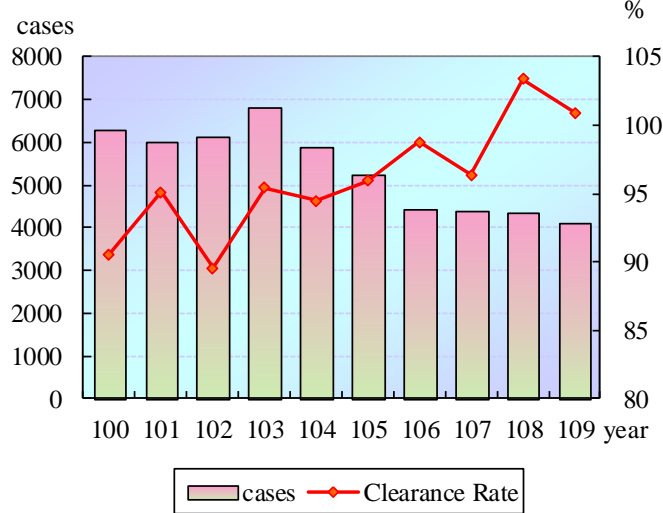
		Total	Larceny					Violent Crime	Fraud-ulence	narcotics violations	Driver Neglig-ence	General Injury	Gambling	Against Public Safety	others	Unit:case
			Serious Larceny	General Larceny	Motor Vehicle	Motor-cycle										
Offense Known to the Police	2019	4,373	812	-	545	27	240	9	372	580	220	282	98	1,003	997	
	2020	4,105	743	-	550	30	163	10	338	449	202	310	28	949	1,076	
	VS. with Last Year	-268	-69	0	5	3	-77	1	-34	-131	-18	28	-70	-54	79	
	VS. with Last Year(%)	-6.13	-8.50	-	0.92	11.11	-32.08	11.11	-9.14	-22.59	-8.18	9.93	-71.43	-5.38	7.92	
Offense Cleared	2019	103.38	104.06	0.00	98.53	114.81	115.42	100.00	129.57	112.41	100.00	99.29	104.08	100.50	92.58	
	2020	100.93	101.35	0.00	98.36	76.67	115.95	100.00	105.33	124.28	100.00	99.68	75.00	100.95	90.71	
	VS. with Last Year(percentage points)	-2.45	-2.71	0.00	-0.17	-38.14	0.53	0.00	-24.24	11.87	0.00	0.39	-29.08	0.45	-1.87	

Source:National Police Agency, Ministry of the Interior .

Over all on criminal offenses from 2011 to 2020(page 27 Statistical Indicators of Police Administration), the criminal offense was down incrementally year after year except in 2013 and 2014. 6, 826 cases were reported to the Police Bureau in 2014, the highest number, and the lowest number was reported in 2020 by 4,105 cases , both reduced to 2,721 cases or 39.86%. This was predominantly due to a sharp drop on theft offenses, besides in 2013 and 2014, the criminal offense was increased which due to increased fraud, larceny and drugs in 2013, and in 2014, due to increased Against Public Safety.

From 2011 onwards, crime cleared rate was on upward trend annually . On crime cleared rates, 89.54% recorded in 2013 was the lowest level, and reached its highest level in 2019 by 103.38% .

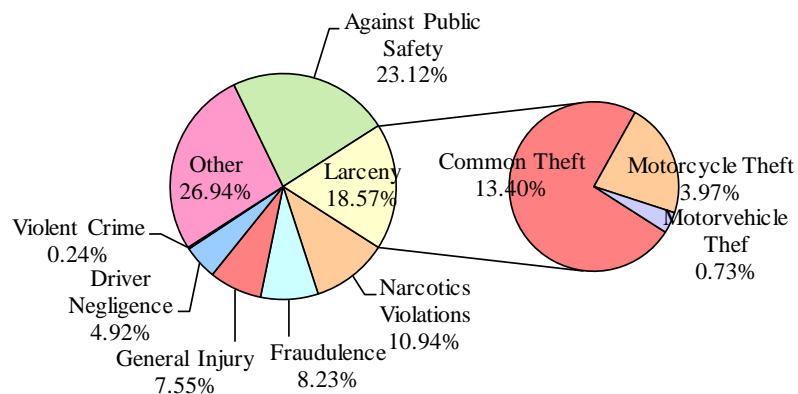
Chart 1. Criminal Cases in Hsinchu City



2. Criminal Offense Rates

In 2020, Against public safety accounted for most crimes committed, totaling 949 offenses or 23.12% of all crimes. The second was 743 cases on Larceny-theft or 18.10% of all (of all crimes, common theft had a share of 13.40%, motorcycle theft 3.97% and motor vehicle theft 0.73%). On narcotics violations, there were 449 offenses or 10.94%. On fraudulence, there were 338 offenses or 8.23% , On general injury, there were 310 offenses or 7.55% , On driver Negligence, there were 202 offenses or 4.92% . On violent crimes, 10 offenses or 0.24% were reported.

Chart 2.Hsinchu City Criminal Cases Rates 2020

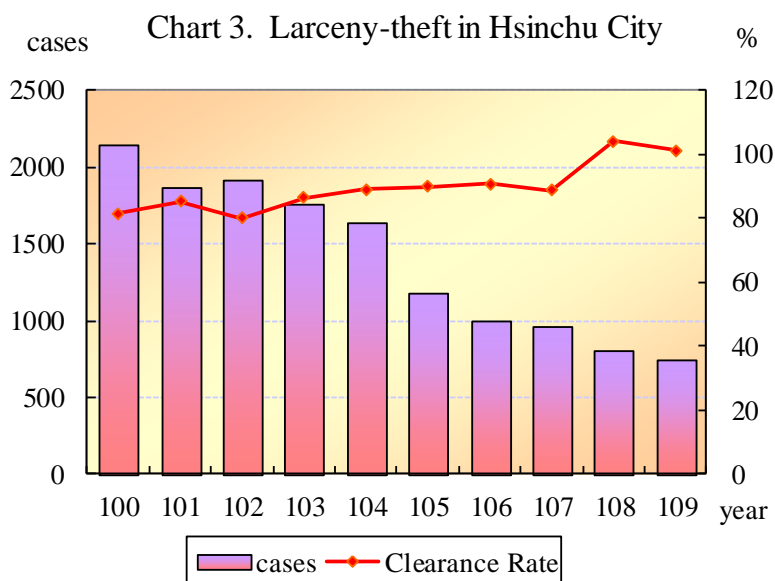


3. Larceny-theft Offenses

Larceny-theft offenses accounted for most crimes committed in most years, but its percentage showed a declining trend. Observed its percentage was 18.10% in 2020, a sharp drop by 16.03 percentage points from 34.13% in 2011. In 2020, 743 offenses were recorded, a drop of 69 offenses or 8.50% from 812 offenses recorded in 2019. The cleared rate on larceny-theft offenses in 2020 reached 101.35%, a decrease of 2.71 percentage points from 104.06% posted in 2019. In 2020, 581 offenders were arrested, an increase of 7.99% from 538 offenders arrested in 2019.

In 2020, 163 offenses on motorcycle theft were reported and 189 of which were cleared. That was a cleared rate of 115.95%. 30 offenses on motor vehicle theft were reported and 23 were detected, a cleared rate of 76.67%. Motorcycle theft was down by 77 offenses or 32.08% from 240 offenses recorded in 2019. Its cleared rate decreased by 0.53 percentage points from 115.42% posted in 2019. Motor vehicle theft risen by 3 offenses or 11.11% from 27 offenses recorded in 2019. Its cleared rate decreased by 38.14 percentage points compared with 114.81% posted in 2019.

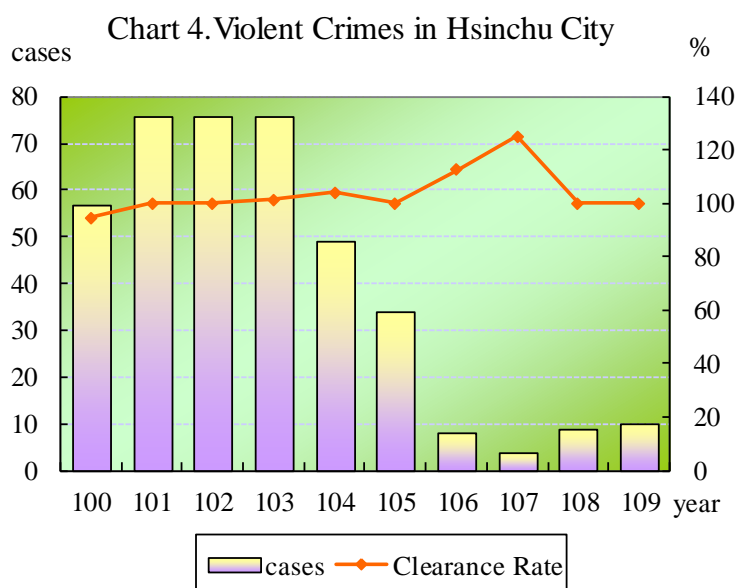
From 2011 to 2020, larceny-theft reached a highest level at 2,147 offenses in 2011 and the lowest level at 743 offenses in 2020, both sharp dropped to 65.39%. From 2011 onwards, it was on a downward trend annually except in 2013 when it moved slightly higher, the principal factor was carries out strictly each detection theft plan. In 2020, larceny offenses were on a downward trend, mainly attributable to decreased motorcycle theft by 77 offenses. Its cleared rate in 2013 was the lowest at 80.11%, and in 2019, it reached a highest ever recorded by 104.06%.



4. Violent Crimes

Since January of 2000, the definition of violent crimes was enlarged to include seven counts of robbery, forceful taking, kidnapping for ransom, willfulness, serious intimidation and extortion, forcible rape and serious aggravated assault, and from 2017, forcible rape not include child rape. In 2020, 10 violent crimes were committed in Hsinchu City. It was an increase of 1 offenses or 11.11% from 9 offenses committed in 2019. Among all offenses, willfulness up to 4 accounted for 40.00%, followed by robbery was 3 offenses、forceful taking was 2 offenses and Forcible rape was 1 offenses. Its cleared rate was 100.00%, It was no change of offense cleared from 100% in 2019；The total offenders arrested were 19, a rise of 10 offenders or 111.11% from 9 offenders arrested in 2019.

From 2011 to 2020, violent crimes moved downward annually nearly years. Offenses decreased the most by 27 cases in 2015. The cleared rate in 2011 was the lowest at 94.74% and in 2018 was the highest level at 125.00%. The cleared rate nearly 9 years remained at more than 100%.

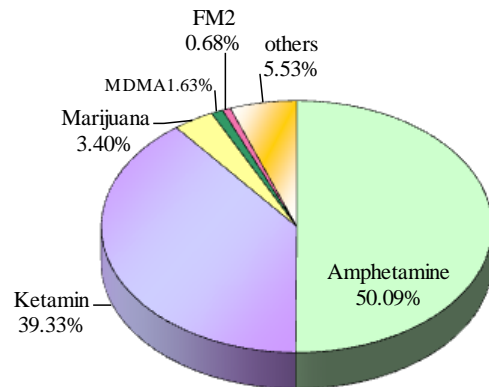


5. Narcotics Cracked Down

In 2020, a total of 558 narcotics offenses were cracked down. Of all, 112 offenses were on First grade drugs, accounting for 20.07%; 419 offenses were on Second grade drugs, accounting for 75.09%; 26 offenses were on Third grade drugs narcotics, accounting for 4.66%. 718 offenders were arrested, of whom 550 were on Second grade, was the highest at 76.60%, 136 were on First grade, accounting for 18.94% and 30 were on Third grade, accounting for 4.18%. Narcotics quantity seized was 14,960.17 grams.

Amphetamine the first accounted for 50.09% at 7,494.14 grams, Ketamin second accounted for 39.33% at 5,883.15 grams and Marijuana at 3.40% or 508.57 grams.

Chart 5. The Quantities of Drugs in Hsinchu City 2020



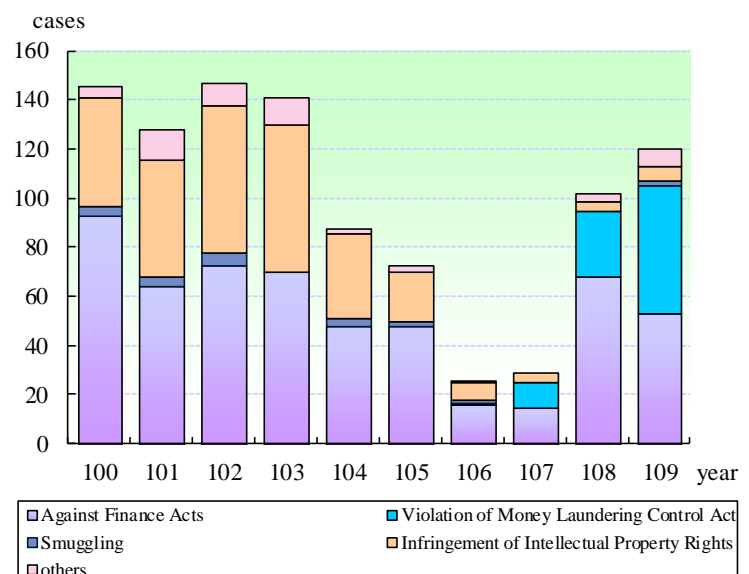
6. Economic Crimes

In 2020, 120 economic crimes were cleared, a rise of 18 offenses or 17.65% from 102 offenses recorded in 2019. Of all economic crimes, 53 offenses were violated finance related, accounting for 44.17% which topped all. 52 offenses violation of money laundering control act, accounting for 43.33% that came the second. 6 offenses infringed intellectual property rights, accounting for 5%. Compared with 2019, there was a drop of 15 offenses or 22.06% on finance-related violations, and a rise of 25 offenses or 92.59% on violation of money laundering control act, and a rise of 2 offenses or 50% on intellectual property rights violations. Total amount cracked down on economic crimes reached

NT\$1,397,777,000.

From 2011 to 2020, economic crimes in 2013 were the highest ever recorded by 147 and in 2017 were the lowest ever recorded by 26. From 2014 to 2017, economic crimes were on a downward trend annually and on 2015, it was decreased the most cases.

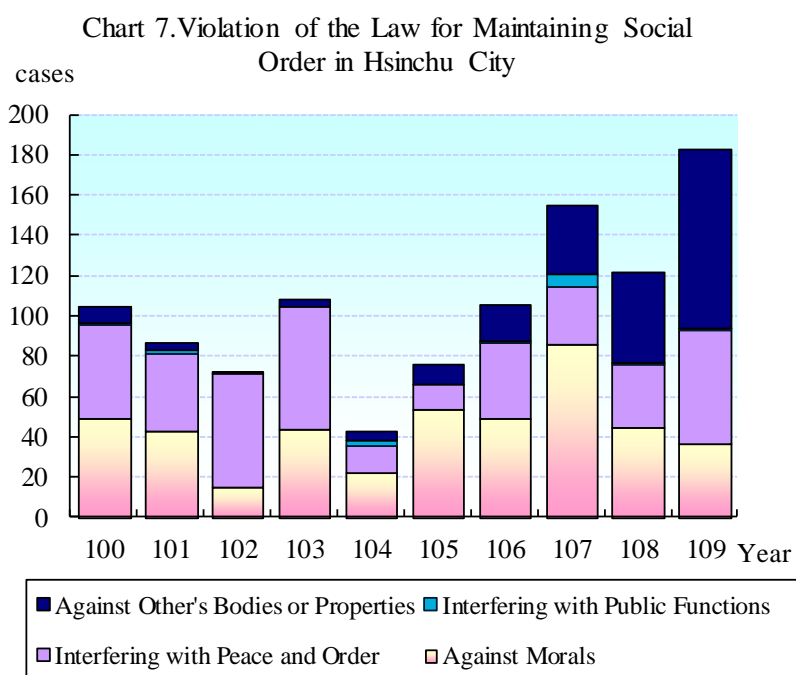
Chart 6. Discovered Economic Frauds in Hsinchu City



7. Public Order Violations

In 2020, there were 183 offenses on public order violations, a rise by 61 offenses or 50% from 122 offenses recorded for 2019. Of all, 89 offenses were against other's bodies or properties, accounting for 48.63%. 56 offenses were interfering with peace and order, accounting for 30.60%. 37 offenses were against morals, accounting for 20.22%. A total of 220 offenders was reported, a rise by 55 offenders or 33.33% from the 165 recorded for 2019.

From 2011 to 2020, public order violations the lowest offenses were 43 in 2015, and the highest offenses were 183 in 2020. Form 2016 to 2019, against other's bodies or properties were on an upward trend annually.



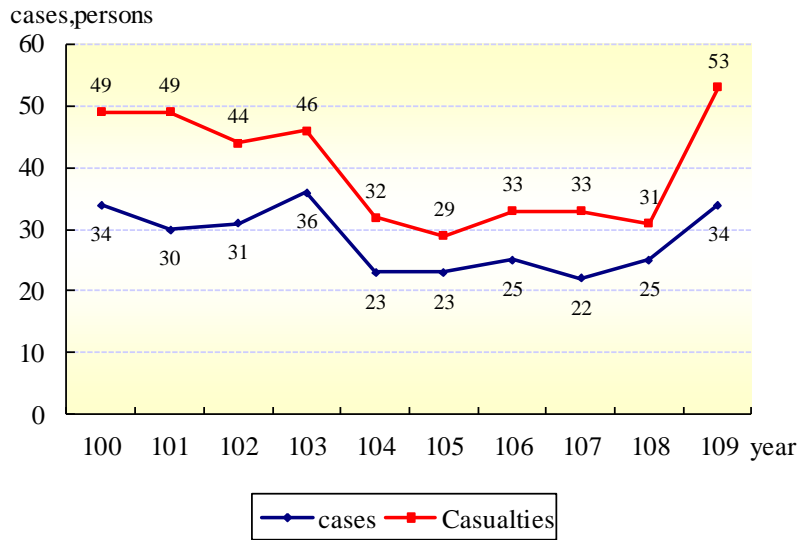
II. Transportation

1. Traffic accidents (Type A1 + Type A2)

In 2020, there were 34 cases reported on Type A1 fatal traffic accidents in Hsinchu City, an increase of 9 or 36.00% from last year's 25 cases. They led to 34 deaths, an increase of 9 or 36.00% from last year, and 19 injuries, a rise of 13 from last year. On Type A2 injured traffic accidents, there were 9,305 cases reported, an increase of 646 or 7.46% from last year's 8,659 cases. The accidents led to 12,385 injuries, a rise of 762 or 6.56% from last year's 11,623. The total reported on Type A1 and A2 were 9,339 cases. On average, it was 25.59 cases a day, a rise of 1.8 from last year's 23.79 cases a day.

From 2011 to 2020, fatal traffic accidents on Type A1 in 2014 were the highest at 36 cases. In 2015 and 2016, there were 23 cases recorded, which were the lowest. On average, it was 28.3 cases. From 2015 to 2019, Type A1 was decreased obviously.

Chart 8. Fatal Traffic Accidents by Type A1 in Hsinchu City



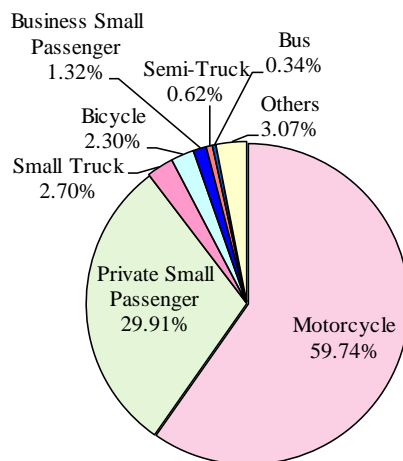
2. Causes that led to traffic accidents (Type A1 + Type A2)

In 2020, traffic accidents in Hsinchu City caused by drivers' negligence were 9,104 accounting for 97.48% and caused by pedestrians' or passengers' negligence were 165 which was a makeup of 1.77%.

3. Related vehicles of traffic accidents

In 2020, by observing traffic accidents vehicles, motorcycles were the first by 5,579 cases, accounted for 59.74%, private small passenger the second accounted for 2,793 cases, small trucks the third accounted for 2.70% at 252 cases.

Chart 9. Related Vehicles of Traffic Accidents by Type A1+A2 in Hsinchu City 2020



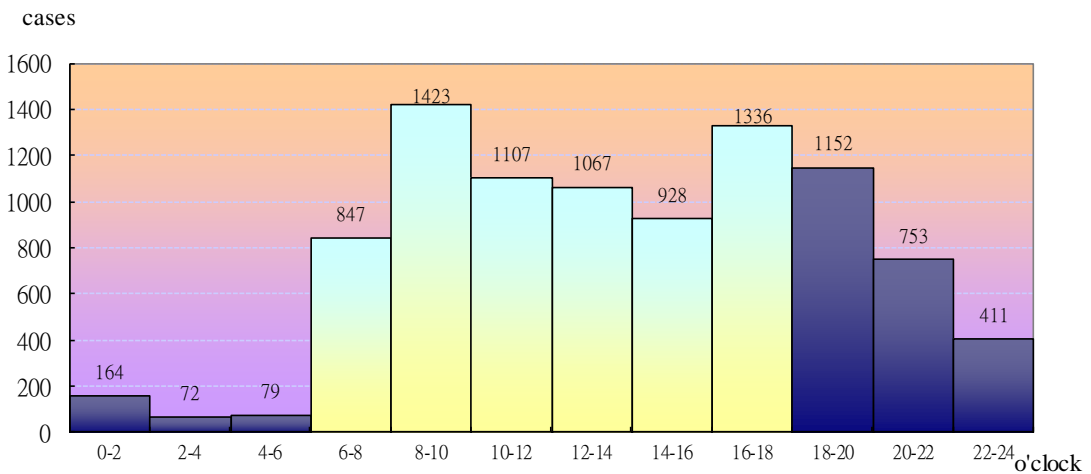
4. Traffic accidents road type

In 2020, by observing traffic accidents road type, crossroad the first accounted for 61.92% at 5,783 cases, straight roadways the second accounted for 34.41% at 3,214 cases, curve road and near curve road the third accounted for 1.78% at 166 cases .

5. Traffic accidents happened time

In 2020, by observing traffic accidents happened time, 8-10 o'clock the first accounted for 15.24% at 1,423 cases, 16-18 o'clock the second accounted for 14.31% at 1,336 cases, 18-20 o'clock the third accounted for 12.34% at 1,152 cases.

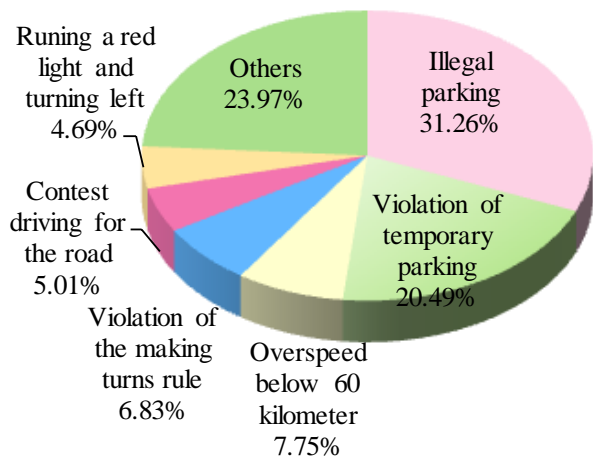
Chart10. Traffic Accidents by Type A1+A2 by Happened Time in Hsinchu City 2020



6. Traffic Violations reporting

In 2020, a total of 282,192 traffic offenses were reported, which was a rise of 66,861 or 31.05% from last year's 215,331 offenses. Of all offenses, 280,818 were transferred to motor vehicle offices and 1,374 were re-directed to police bureaus for handling. The primary cause for traffic offenses was Illegal parking. Altogether, there were 88,209 offenses of this sort, accounting for 31.26%. Offenses on violation of temporary parking came the second that led to 57,811 offenses or 20.49%. OverSpeed below 60 kilometer were 21,865 or 7.75%. A violation of the making turns rule were 19,287 or 6.83%, and offenses for contest driving for the road were 14,140 or 5.01%.

Chart.11 .Statistics of the Reported Incidents of Traffic Violations in Hsinchu City 2020



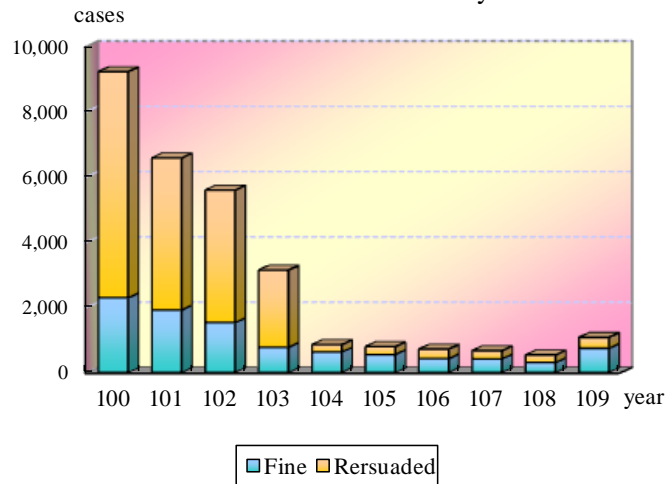
III. Peace Preservation and Civil Defense

In 2020, a total of 29 assembly and parade patrolled were reported, which was a drop of 53 or 64.63% from last year's 82 offenses. Of which 19 or 65.52% application were allowed, 7 or 24.14% were not applied, The average time for applying for the parade was 5 hours and 14 minutes each time, and the actual time for the actual parade was 3 hours and 52 minutes each time.

IV. Administrative Affairs

In 2020, 1,081 unlicensed street vendors were banned, a rise of 539 or 99.45% from 542 recorded in 2019. Of the persuaded not to repeat the offense, 747 or 69.10% were fined and 334 or 30.90% were persuaded vendors. It was on a downward trend from 2012 to 2019 which mainly due to limited for the policy.

Chart 12. Records of Banned Unlicensed street Peddlers in Hsinchu City



V. Household Registration

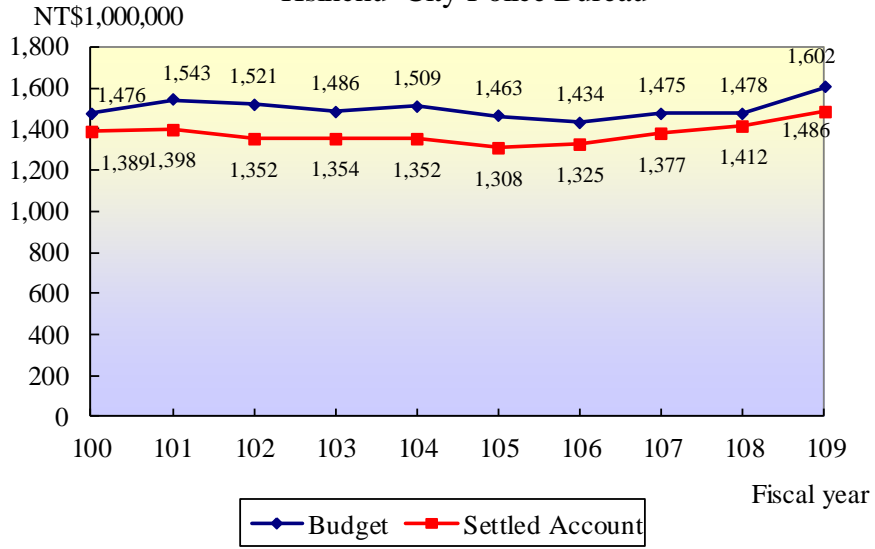
In the census carried out in 2020, 11,254 offenses notified cases of pose a threat to social order Persons. 2,645 offenses notified cases of noted residents of persons. Cases of visiting congregate housing were 90. Cases of visits to the ordinary people were 19,820. Number of contacts and visits to the counseling individuals were 22,065. Recovered cases of unregistered persons who might pose a threat to social order and noted residents were 47 persons. Number of Public security key office (field) were 3,611.

VI. Personnel and Budgetary Expenditures

In 2020, Hsinchu City Police Bureau as an organization had a staff of 1,111 headcounts. At year end of 2020, there were 1,028 headcounts, a rise of 6 headcounts or 0.59% from last year. Among them, there were 968 policemen, accounting for 94.16%; 60 administrators accounting for 5.84%; 28 drivers/technicians/manual workers, 5 contracted employees and 10 temporary workers.

In 2020, Hsinchu City Police Bureau budgeted NT\$1,602,324,000 (inclusive of budget added or deducted). Its final accounting of revenues and expenditures was NT\$1,486,382,000 which was an interpretation on execution rate of 92.76%. Of all, personnel expenses accounted for 82.04%, general business expenditure at 11.10%, awards and subsidy expenditure at 0.43% and capital expenditure was at 4.43%. Compared with the final accounting of NT\$1,412,369,000 in 2019, it was a rise of 5.24%.

Chart 14. Budget & Settled Account of Expenditures of Hsinchu City Police Bureau



警政統計重要名詞定義

- 一. 刑事案件(簡稱刑案)：指凡行為人觸犯普通刑法及特別刑法之案件。
- 二. 刑案發生數：指警察機關受理民眾告訴、告發、自首或於勤務中發現之犯罪。
- 三. 刑案破(查)獲數：指各警察機關受理民眾告訴、告發、自首或於勤務中發現及實施現場勘查之犯罪，經警察機關偵(調)查破獲者。
 1. 自破：自己轄區發生之刑案，由本轄自行偵破。
 2. 他破：自己轄區內發生之刑案由他轄偵破。
 3. 破他：他轄區內發生之刑案，由本轄偵破。
- 四. 補報發生數：指以前年(月)發生未向警察機關報案，於本年(月)破獲，而補報之刑事案件。
- 五. 破積案：指破獲以前年(月)發生之刑事案件。
- 六. 破獲率：刑案破獲數/刑案發生數*100;有時破獲率超過100,乃因破他轄及破積案之關係。
- 七. 犯罪率(亦稱刑案發生率)：指每萬人口刑事案件發生件數，其公式： $\text{發生數}/\text{年中設籍人口數} * 10000$ 。
- 八. 嫌疑犯：指經警察機關偵(調)查後，認定涉有犯罪嫌疑並經移送法辦之人，為犯罪加害人。
- 九. 犯罪人口率：指每萬人口中嫌疑犯人數，其公式： $\text{嫌疑犯人數}/\text{年中設籍人口數} * 10000$ 。
- 十. 年中設籍人口數： $(\text{本年底設籍人口數} + \text{去年底設籍人口數}) / 2$ 。
- 十一. 兒童嫌疑犯：指未滿12歲之嫌疑犯。
- 十二. 少年嫌疑犯：指12歲以上18歲未滿之嫌疑犯。
- 十三. 青年嫌疑犯：指18歲以上24歲未滿之嫌疑犯。
- 十四. 成年嫌疑犯：指24歲以上之嫌疑犯。
- 十五. 暴力犯罪：包括故意殺人(不含過失致死)、強盜(含海盜及盜匪罪)、搶奪、擄人勒贖、強制性交(含強制性交、共同強制性交及對幼性交)、重大恐嚇取財(係指行為人已著手槍擊、下毒、縱火、爆炸等手段恐嚇勒索財物者)及重傷害(含傷害致死)等七種案件。對幼性交指對於未滿十四歲之男女為未強迫性交行為者。自106年起不含對幼性交。
- 十六. 竊盜案件：指意圖為自己或第三人不法之所有，而竊取他人動產之犯罪行為包括普通竊盜、重大竊盜、汽車竊盜及機車竊盜。
- 十七. 一般竊盜：包含普通竊盜及重大竊盜。
- 十八. 恐嚇取財：包含一般恐嚇取財、重大恐嚇取財。

- 十九. **傷害罪**:指傷害人之身體或健康之犯罪;身體與健康,為人類生存之第一要件,故法律必須加以保護,包含一般傷害、重傷害。
- 二十. **詐欺背信罪**: 詐欺罪:指意圖為自己或第三人不法之所有,以詐術使人陷於錯誤將本人或第三人之物交付,或以詐術得財產上不法之利益或使第三人得之者之犯罪。(刑法第三百三十九條至第三百四十一條)
背信罪:指為他人處理事務,因違背委任或信賴,使他人之財產或利益遭受損害之犯罪。
- 二十一. **違反毒品危害防制條例(簡稱毒品)**:為防制毒品危害,維護國民身心健康,特制定本條例。違反該條例規定,涉嫌製造、運輸、轉讓、販賣、吸食、持有、栽種各級毒品之犯罪行為屬之。毒品之定義:依毒品危害防制條例第二條規定,係指具成癮性、濫用性及對社會危害性之麻醉藥品與其製品及影響精神物質與其製品。
毒品依其成癮性、濫用性及對社會危害性分成四級,其品項如下:
第一級:海洛因、嗎啡、鴉片、古柯鹼及其相類製品。
第二級:罌粟、古柯、大麻、安非他命、配西汀、潘他唑新及其相類製品。
第三級:西可巴比妥、異戊巴比妥、納洛芬、K他命及其相類製品。
第四級:二丙烯基巴比妥、阿普唑他及其相類製品。
其他:種子及其相類品。
- 二十二. **毀棄損壞罪**:指涉嫌毀棄、損壞他人文書、電磁紀錄、建築物、礦坑、船艦、器物等物,或致令不堪用,足以生損害於公眾或他人之犯罪行為。
- 二十三. **公共危險罪**:指妨害公共安全之犯罪。按公共危險係指犯罪行為有侵害不特定多數人之生命、身體、財產之可能性,而其加害他人之程度,非行為人所能預為控制,且亦不能逆料,所侵害之法益為一般社會之公共安全,含酒醉駕車。
- 二十四. **違反槍砲彈藥刀械管制條例(簡稱槍彈刀械)**:為管制槍砲、彈藥、刀械、維護社會秩序、保障人民生命財產安全,特制定本條例,違反該條例第七條至第十六條規定之犯罪行為屬之。
- 二十五. **重大刑案**:包括暴力犯罪案件、重大竊盜案件及汽車竊盜案件。
- 二十六. **道路交通事故**:依[道路交通事故處理辦法]第2條規定,道路交通事故係指因車輛或動力機械在道路上行駛,致有人受傷或死亡,或致車輛、動力機械、財物損壞之事故。

Appendix

The Definition of Important Police Administration Statistical Terms

1. **Criminal Case** : Refers to every author to offend case of the ordinary criminal law and the special criminal law.
2. **Offense Known to the Police** : Refers to the Police force to accept civilian to tell, to accuse, surrenders or in the service crime of the discovery.
3. **Offense Cleared by the Police** : Refers to each Police force to accept civilian to tell, to accuse, surrenders or discovers and implements crime of the scene reconnaissance in the service, detects (investigate) after the Police force to solve attaining.
 - (1) Offense Cleared by myself: Criminal cases are under the own jurisdiction has cleared, by own jurisdiction polices .
 - (2) Offense Cleared by another : Criminal cases are under the own jurisdiction has cleared, by other jurisdiction polices.
 - (3) Offense Cleared other jurisdiction : Criminal cases are under the other jurisdiction has cleared, by own jurisdiction polices .
4. **Remedy Reported Offense Known by the Police** : The unreported cases occurred before present period , but solved upon present period.
5. **Cleared Cold-case** : That cracked before the year (month) occurrence of criminal cases
6. **Clearance Rate** : The percentage of criminal offenses cleared over number of criminal offenses occurred.
7. **Crime Rate** : The number of criminal offenses occurred in every ten thousand of population.
8. **Offender** : People who are recognized as offenders in criminal offenses by the police authority after investigations and sentenced to legal punishment.
9. **Offender Rate** : This refers to number of criminal offenders in every ten thousand of population.
10. **Population in Year** : The population of the end of this year added the end of last year divided by 2.
11. **Child Offender** : Meaning the offender not reach 12 year old .
12. **Juvenile Offender** : Meaning the offender is above 12 years old, not reach 18 years old.
13. **Adolescent Offender** : Meaning the offender is above 18 years old, not reach 24 years old.
14. **Adult Offender** : Meaning the offender is above 24 years old.
15. **Violent crime** : This includes seven categories of offenses, namely willful homicide (excluding negligent manslaughter), robbery(including pirates and robbers), forceful taking kidnapping for ransom , forced sexual intercourse (including general forced sexual intercourse, jointly forced sexual intercourse and child sexual intercourse), serious intimidation and extortion (i.e. the perpetrator has executed means of intimidation and extortion including shooting, poisoning, arson and explosion), as well as serious injury (including injury to death). From 2017, not include Child Rape.
16. **Larceny** : The offensive criminal behavior of taking other's movable properties for intention of his/her or third party's illegal possession. Include general larceny, serious larceny, motor vehicle theft and motorcycle theft.
17. **Common larceny** : Include General larceny and serious larceny.

18. **Intimidation and Extortion** : Include Serious Intimidation and Extortion and general Intimidation and Extortion.
19. **Aggravated Assault** : Injures crime of body or the health the person. Body and health, first of the important document for human survivals, therefore the law must perform to protect.
20. **Fraudulence** : Fraudulent: Refers to the intention for oneself or third person of illegal all, makes one by the trickery sink into the mistake myself or the third person of thing payment, either results in the property by the trickery the illegal benefit or causes the third person of crime. (criminal law 339th to 341st) Breach of trust: Refers to for other people manage affairs, because violates appoints or the faith, causes other people the property or the benefit suffers crime of the harm.
21. **Violation of the Narcotics Endangerment Prevention Act** : For against narcotics harm, maintains the national physical and moral integrity, formulates this rule especially. Violates this rule to suspicion of the manufacture, the transportation, the transfer, trade, slurp, have, plant of criminality all levels of narcotics are it. Definition of the narcotic: According to the law of second stipulation, narcotics has the nature of addiction, to abuse and to of narcotic and its product social hazardous nature and the influence energetic material and its product.
The narcotics according to its addictive nature, to abuse the nature and divide into to the social hazardous nature fourth -level, its item of as follows :
The first level: Heroin, Morphine, Opium, Cocaine and the resembling product.
The second level: Opium poppy, Coca, Marijuana, Amphetamine, Pethidine, Pentazocine and the resembling product.
The third level: Secobarbital, Amobarbital, Nalorphine, ketamin and the resembling product.
The fourth level: Allobarbital, Alprazolam and the resembling product.
Other: Seed and the resembling product.
22. **Destruction and Damage** : Is a suspicion of damage and throw away other people documents, electromagnetism record, building, mine pit, ship, utensil and so on, either makes not serviceable, to creates the harm sufficiently in the public or other people the criminality.
23. **Offense Against Public Safety** : Refers to crime of the hindrance public security. Is refers to the criminality of according to the public danger to have possibility to violated unspecific most people with life, bodily, the property , but it injures other people the degree, the people can be the control in advance, and also cannot anticipate, law of profit violation for common society public security, including drives drunk.
24. **Violation of the Statute of Controlling Guns, Ammunition and Knives** : In order to control the gun, the ammunition, the knife weapon, the maintenance social order, to safeguard the people personal safety and property, formulates this rule especially, Violates of criminality this rule 7th is it to the 16th stipulation.
25. **Serious Crime** : Including Violent crime, serious larceny and motor vehicle theft.
26. **Road Traffic Accident** : According to “the road traffic of accident measure” the 2nd stipulation, refers to the vehicles either the power generator goes on the path, causes some people to be injured or the death, or sends accident of the vehicles, the power generator, the belongings damage.

中華民國109年
新竹市警政統計年報
第16期

發行人: 李安淳
發行所: 新竹市警察局
地址: 新竹市中山路1號
電話: (03)5246204
網址: <https://www.hccp.gov.tw/ch/index.jsp>

出版日期: 中華民國 110 年 5 月

2020
The Statistical Yearbook of Hsinchu City Police Bureau
Issue 16

Publisher: LI, AN-CHUN
Compiled by: Hsinchu City Police Bureau
Address: No 1, Chungshan Rd., Hsinchu City, Taiwan, R.O.C
Tel: (03)5246204
Website: <https://www.hccp.gov.tw/ch/index.jsp>

Publishing Date: May, 2020

新竹市警政統計年報

第16期

一〇九年

新竹市警察局編印